

## **Basic Meet Mobile Instructions**

Suggestion is to only do this set-up once you have made all changes to (e.g. Thursday night). The system will then tell you that the meet will start in 1 day and be able to be viewed for 7 days after the meet.

The meet can be backed up on the T stick ready to take to the pool.

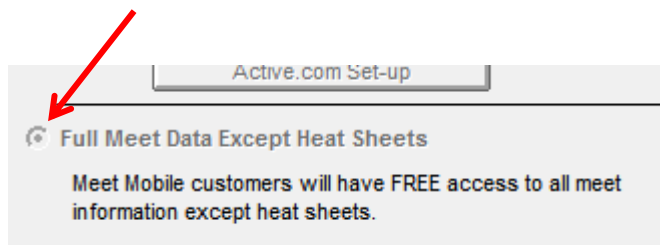
### **Step 1:**

On the Main Screen you will see a box under the file button that says **Meet Mobile Setup**. Click this button to open it up, but make sure you are in the settings tab (at the top of the opened box)



### **Step 2:**

Select **Full Meet Dates Except Heat Sheets**



Then agree to the terms and conditions by confirming (here it will be ask for your name and date of birth – we don't know why)



**Step 3:**

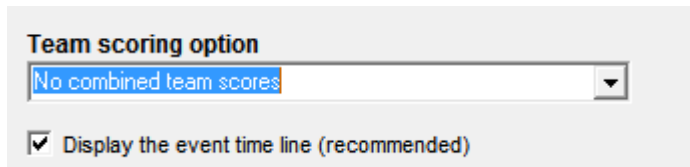
Go to the publish tab at the top of the window



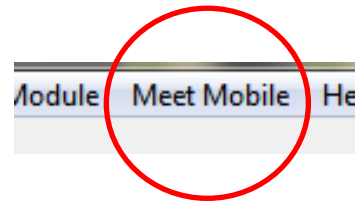
Then follow steps 1, 2 and 3

**Note:**

*In the teams score, just select no combined scores or you could select no team scores*



Now go to the Run menu and click on **Meet Mobile**



**Step 4:**

Once at the pool, find the Wi-Fi connection (bottom of the task bar) and click connect



Some free Wi-Fi systems still require you to accept the terms and conditions of their system so you will need to open an internet page to activate.